

ZL-1505 *Zwei L* Stainless Steel Door Knob

Features

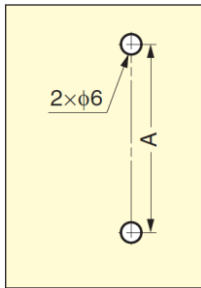
- Superior "Zwei L Finish" - *Zwei L* represents the very pinnacle of ultra-premium Japanese hardware design. The contrasting bands of mirror finish and lustrous satin on a faceted profile give a jewel like finish that highlights and enhances any industrial design

Material

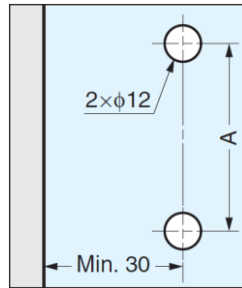
- Stainless steel 316, *Zwei L* finish

Parts Included

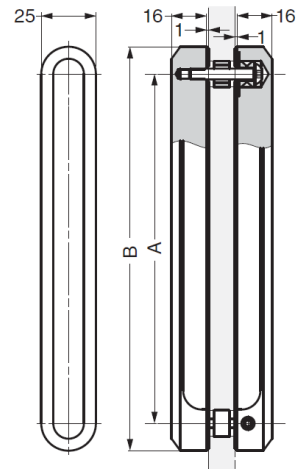
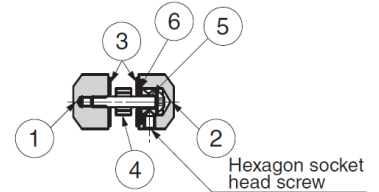
- **ZL-1505-IS:** Bracket, washer, hexagon socket head screw M5×8, allen key
- **ZL-1505-OS:** *Zwei L* screw M5×28, gasket (1pc)
- **ZL-1505-WN:** Bolt set ZL-1505-B, gasket (1pc)



**Cut Out Dimensions
(For Wood)**



**Cut Out Dimensions
(For Glass)**



No.	Part Name	Material
①	ZL-1505-OS (Exterior)	Stainless Steel (SUS316)
②	ZL-1505-IS (Interior)	Stainless Steel (SUS316)
③	Gasket	Elastomer (TPE)
④	Rubber Ring	Chloroprene Rubber (CR)
⑤	Bracket	Stainless Steel (SUS316)
⑥	Washer	Stainless Steel (SUS316)

Part No.	Type	A	B
ZL-1505-IS-160	Interior Knob	160	185
ZL-1505-IS-320		320	345
ZL-1505-OS-160	Exterior Knob	160	185
ZL-1505-OS-320		320	345
ZL-1505-WN-160	Back-to-Back Knob	160	185
ZL-1505-WN-320		320	345

Part Name	Door	Material	Qty	Door Thickness
Hexagon Socket Button Head Screw M5×60	Wooden/Metal Frame	Stainless Steel	2 pcs	40~46
Hexagon Socket Button Head Screw M5×30	Glass	Stainless Steel	2 pcs	8, 10, 12
Hex Key	—	Steel	1 pc	—
Rubber Ring	Glass	Chloroprene Rubber (CR)	2 pcs	—

Bolt Set for Back-to-Back Installation (Sold Separately)

Part No.
ZL-1505-B